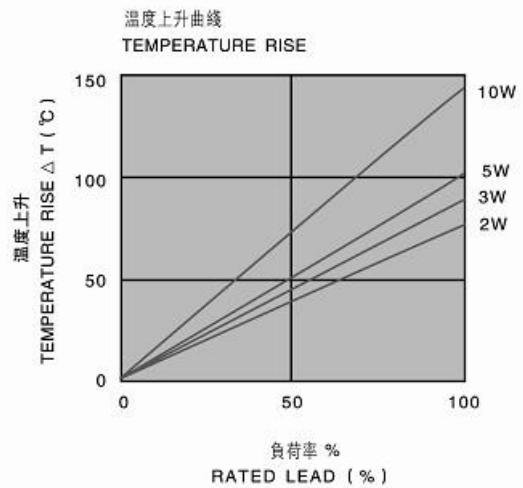
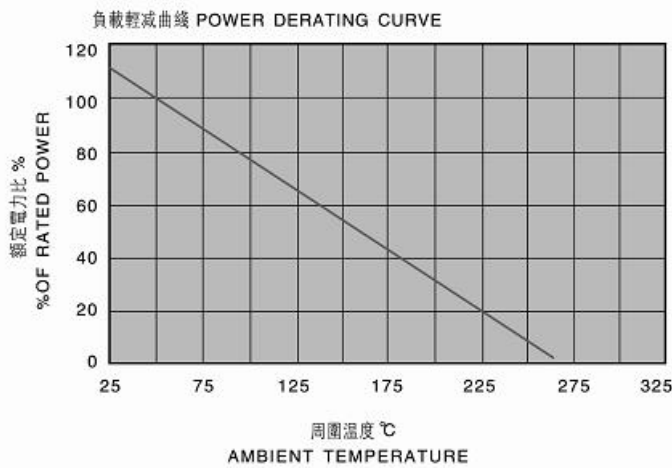
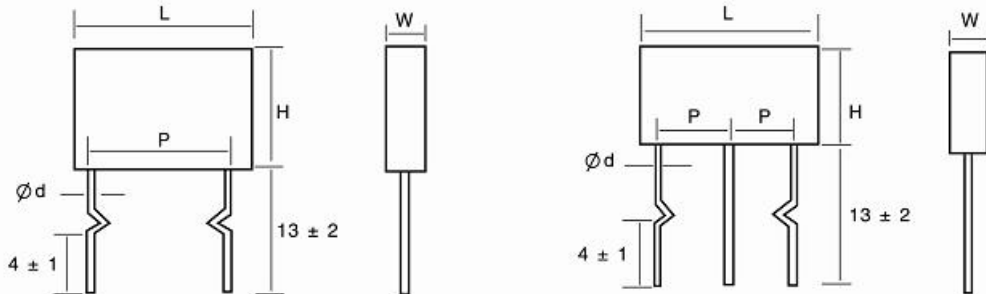


MPR 金屬片無感水泥型電阻器 METAL PLATE NON-INDUCTIVE CEMENT TYPE RESISTOR

DIMENSION



TYPE	POWER RATING	DIMENSIONS(mm)					MAXIMUM WORKING VOLTAGE	MAXIMUM OVERLOAD VOLTAGE	RESISTANCE RANGE
		L	H	W	d	P			
CR-E	3W	14 ± 1.5	13 ± 1.5	5 ± 1.0	0.8 ± 0.1	10 ± 1	350V	700V	0.01 Ω ~ 1 Ω
	5W	14 ± 1.5	18 ± 1.5	5 ± 1.0	0.8 ± 0.1	10 ± 1	350V	700V	
	3W+3W	26 ± 1.5	13 ± 1.5	5 ± 1.0	0.8 ± 0.1	10 ± 1	350V	700V	
	5W+5W	26 ± 1.5	18 ± 1.5	5 ± 1.0	0.8 ± 0.1	10 ± 1	350V	700V	
	7W+7W	26 ± 1.5	20 ± 1.5	5 ± 1.0	0.8 ± 0.1	10 ± 1	350V	700V	

CHARACTERISTICS

CHARACTERISTICS	SPECIFICATIONS	TEST METHODS JIS 5202
TEMPERATURE COEFFICIENT	± 350PPM/C	5.2 条件 B
SHORT TIME OVERLOAD	$\Delta R \leq \pm (2\%R_0 + 0.05 \Omega)$	2.5倍. 5SEC
DIELECTRIC WITHSTANDING VOLTAGE	500V	5.7
LOAD LIFE IN HUMIDITY	$\Delta R \leq \pm (3\%R_0 + 0.05 \Omega)$	7.9
LOAD LIFE	$\Delta R \leq \pm (3\%R_0 + 0.05 \Omega)$	7.10
THERMAL SHOCK	$\Delta R \leq \pm (2\%R_0 + 0.05 \Omega)$	JIS 5026 6.7